

Preparation For Your Colonoscopy

CLENPIQ

IMPORTANT:

- **It is highly recommended that you contact your insurance and ask for your benefits. Take the necessary steps needed to ensure that your procedure is covered. If prior authorization is needed please notify the office.**
- DO NOT TAKE Advil, Ibuprofen, Aleve, Naproxen, Motrin, or Vitamins containing iron two (2) days prior to the procedure.
- Aspirin and compounds containing aspirin MAY BE TAKEN up to the day of the procedure.
- If you are taking blood thinners such as Coumadin, Eliquis, Pradaxa, Xarelto or Plavix please contact your primary doctor, Cardiologist or Neurologist about stopping these medications. Ideally these medications should be stopped three (3) days prior to the procedure.
- If rescheduling or canceling of your appointment is necessary, please do so at least three (3) days prior to the date of your scheduled procedure to avoid a cancellation fee.
- **Please keep in mind that no appointment is guaranteed. If schedule changes were to occur, we will notify you as soon as possible.**




THE DAY BEFORE YOUR PROCEDURE- NO solid food!

- I. *In the morning:* Have a clear liquid diet beginning at breakfast.
 - a. Clear liquids are anything you can see through. **NO DAIRY PRODUCTS.**
 - i. Coffee or Tea: Decaf without cream.
 - ii. Soda: 7up, Sprite, Ginger Ale, Coke, Pepsi or any other flavors.
 - iii. Jell-O: Light Colors only, **NO RED OR PURPLE COLOR JELLO!!**
 - iv. Broth: Clear bouillon of any flavor, homemade soups may be strained. Soup should not contain any vegetables or meat.
 - v. Juices: Apple or Orange (No Pulp). Hard Candy is fine.
 - vi. Popsicles or Sorbet (Italian Ice): **NO RED OR PURPLE COLOR.**
- II. *Lunch:* Continue your clear liquid diet. **DRINK PLENTY OF WATER**
- III. *Dinner:* Follow directions for preparation below.
 - **1st DOSE:** Complete steps 1-3 using one (1) bottle of solution starting at 5:00 PM.

CONTINUED

Preparation For Your Colonoscopy

CLENPIQ

		
Drink one of the bottles of solution within 30 minutes of opening	The first dose of prep is followed with 5 glasses of water of the next 1 hour	The second dose of prep is followed with 4 glasses of water over the next 1 hour

- **2nd DOSE:** Repeat steps 1-3 using one (1) bottle of solution at 9:00 PM. If your procedure is scheduled after 12:00 PM, then drink the second bottle at 5:00 AM the morning of the procedure.
- **Nothing to eat or drink, INCLUDING WATER, 8 hours prior to the procedure- if you drink any liquid in the time frame of 8 hours before your procedure, this can delay your procedure time or may need to be rescheduled.**
- If you have consumed the entire preparation and your stool is still solid or dark brown, please contact the office.
- Initially you may feel slightly bloated, but will become more comfortable as you continue to have bowel movements.

THE DAY OF YOUR PROCEDURE:

- I. If you take blood pressure or heart pills, please take them in the morning with a TINY SIP OF WATER. All other medication can wait until after the procedure. You cannot have anything to eat or drink till after the procedure.

DO NOT SMOKE THE DAY OF YOUR PROCEDURE!

- II. For the procedure, sedation will be administered intravenously.
- III. In all situations: **YOU MUST HAVE SOMEONE ACCOMPANY YOU HOME**. This also applies to patients using the Care Van program through the hospital. **You cannot drive yourself home or walk home.** **UBERS/ LYFT'S and TAXIS are NOT permitted unless someone is with you who can be responsible for you. Your procedure time will need to be rescheduled if you do NOT have a ride home!**

IF YOU DON'T RECEIVE CONFIRMATION FROM THE HOSPITAL OR THE ENDOSCOPY CENTER THE DAY BEFORE YOUR SCHEDULED PROCEDURE, CALL OUR OFFICE TO CONFIRM TIME, DATE AND LOCATION.